

METALBUILDING OUTLET CORP.

BUILDINGFEATURESGUIDE



INFO@METALBUILDINGOUTLET.COM



(800) 292-0111



www.metalbuildingoutlet.com

METALBUILDINGOUTLET

Metal Building Outlet is your one stop source for complete building systems and accessories. Seeing your building's purchase through complete erection is important to us.

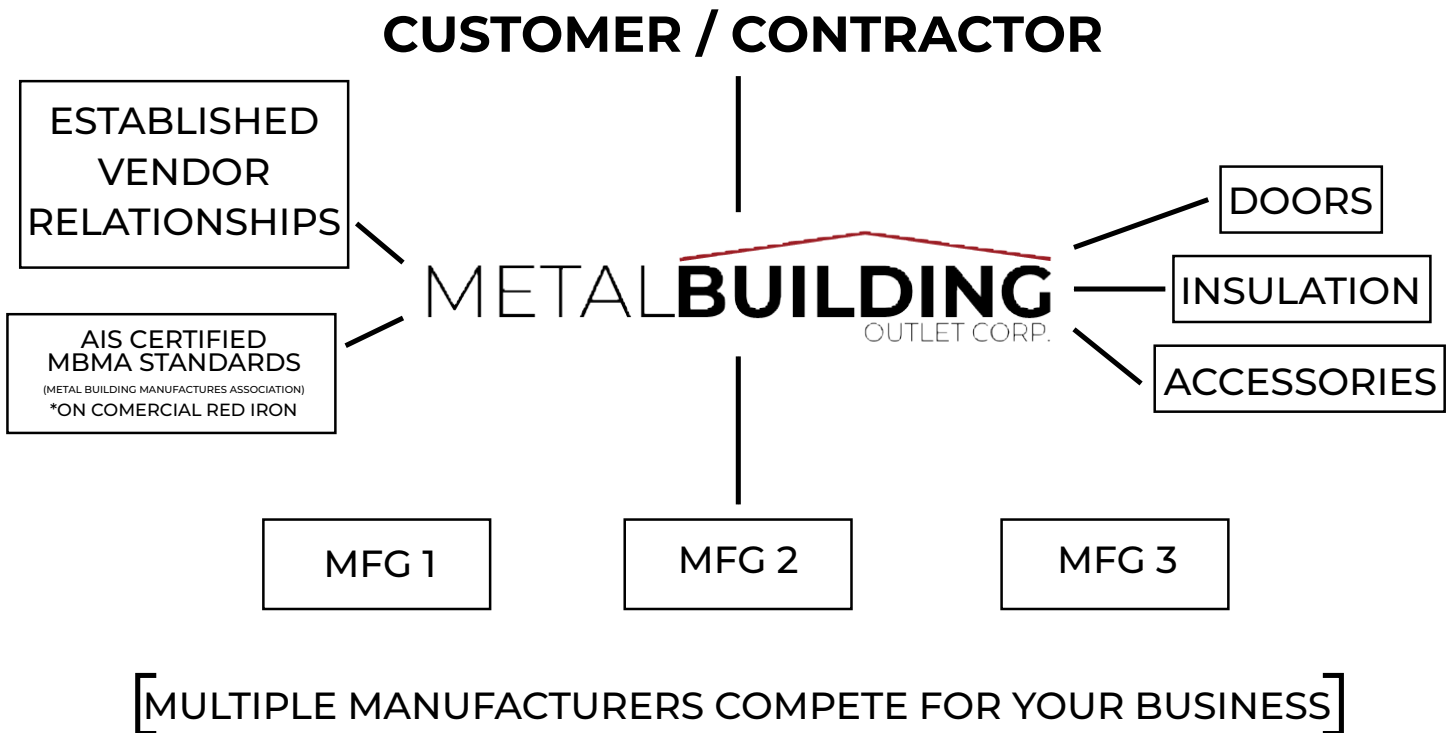
We literally become a part of the project team, independent but working together to ensure your projects' success. Every project we are involved in is an integral part of growing our business and establishing trusting relationships with our customers. No account manager in the industry will spend more one on one time with the details than we do.

Most steel building companies sell you just a building, then leave you to finish the building on your own. Our company values include the "we work for you" business philosophy, "we are in this together".

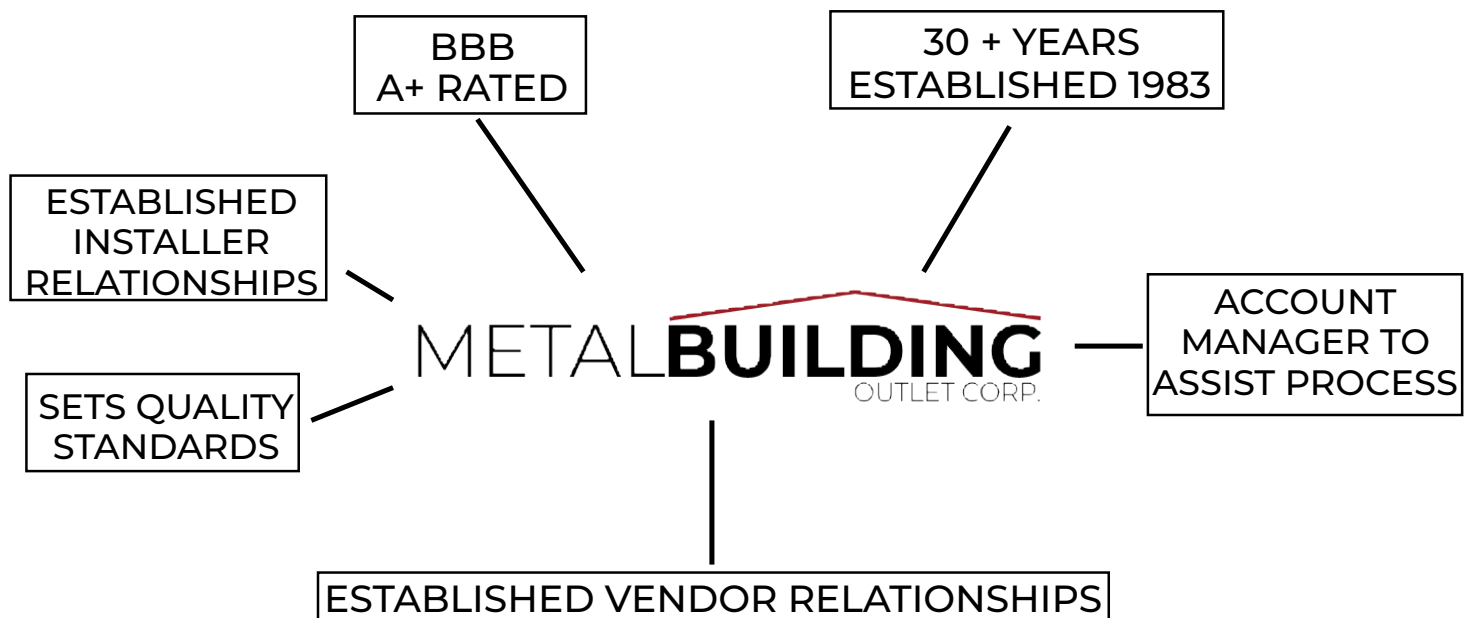
We understand the challenge you face building your new building and are able to communicate the value of your offer clearly. We are supported by the largest steel building manufacturing companies in the world. We have vast resources in the industry including field techs, engineers, contractors and customer service professionals.



THE MBO PROCESS

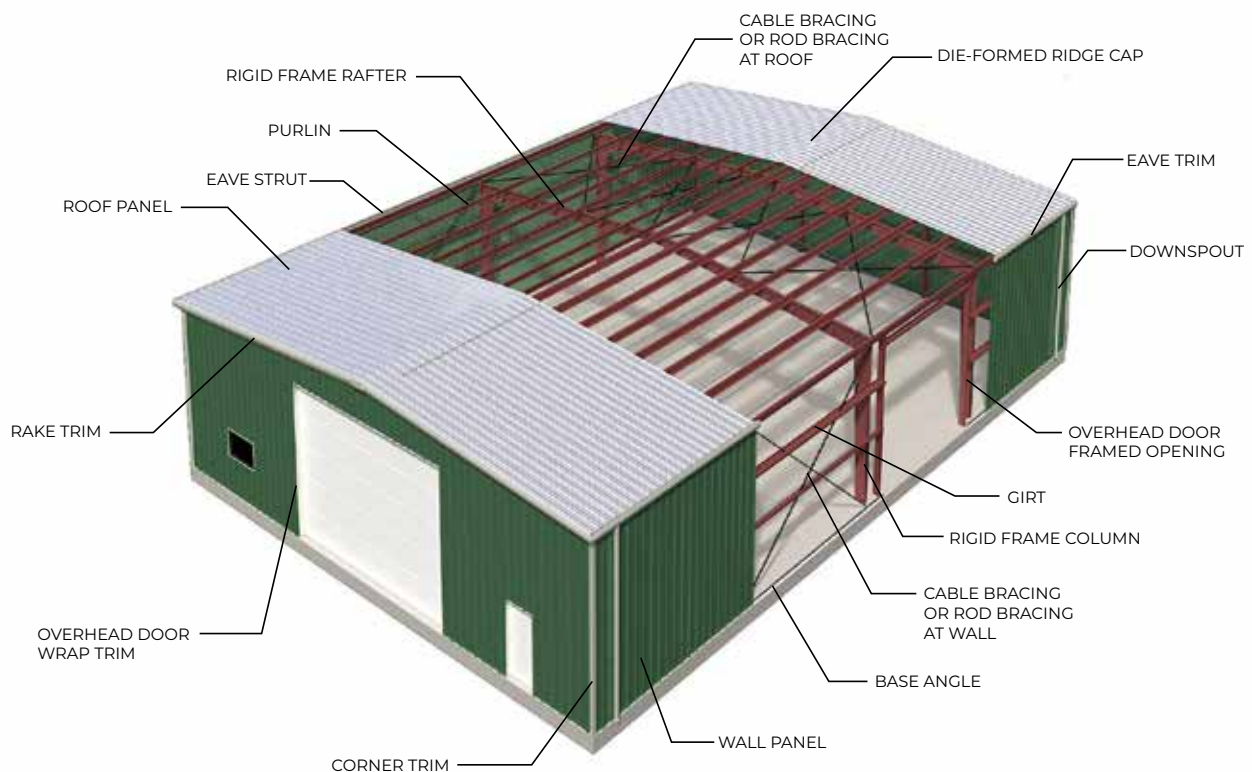


ABOUT METAL BUILDING OUTLET



INDEX

Pg. 5	FOUNDATIONS / PIER FOUNDATIONS
Pg. 6	PERIMETER FOUNDATIONS / MONOLITHIC FOUNDATIONS
Pg. 7	FRAMING OPTIONS
Pg. 8	BRACING OPTIONS
Pg. 9	FRAMED OPENINGS
Pg. 10	SHEETING / WALL SHEETING
Pg. 11	ROOF SHEETING
Pg. 12	TRIMS / EAVE TRIM / FULL WRAP DOOR TRIM
Pg. 13	BASE TRIM / FASTENERS
Pg. 14	METAL WAINSCOT OPTIONS / CLOSURES
Pg. 15	STEEL WALK DOORS / OVERHEAD DOORS
Pg. 16	COLOR OPTIONS
Pg. 17	CUSTOMIZATION OPTIONS / WARRANTY



FOUNDATIONS



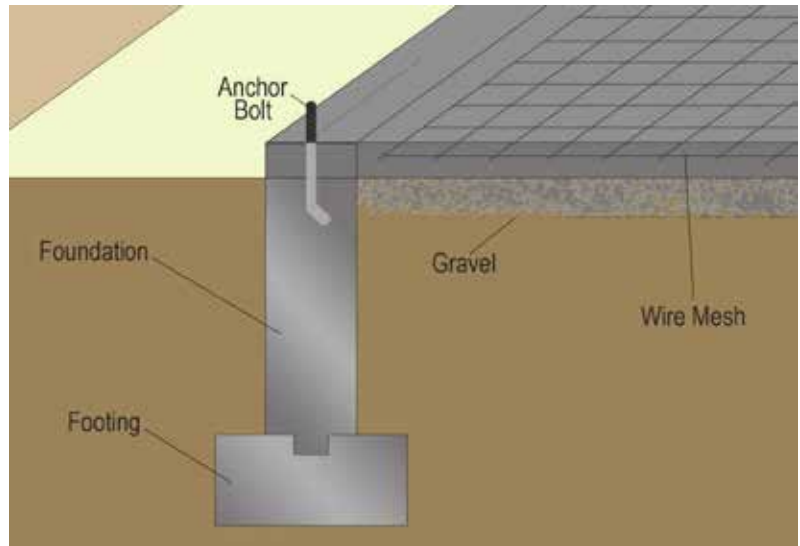
PIER FOUNDATIONS

Pier Foundations are used when a concrete slab floor is not needed. They are commonly used for barns, equipment storage, horse buildings, and in other buildings when cost is a factor.



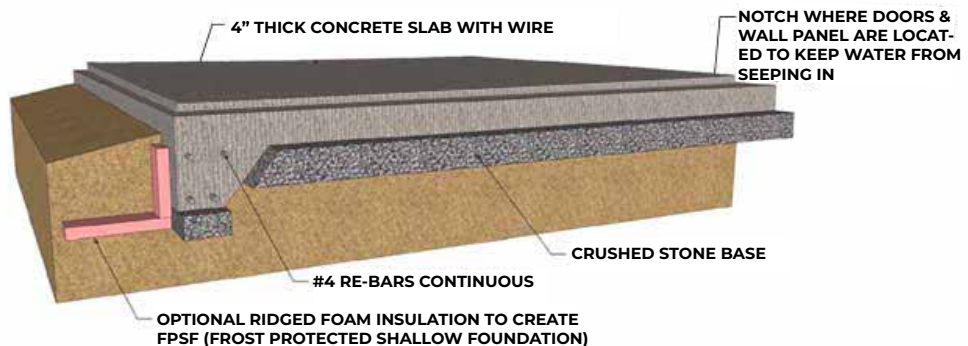
PERIMETER FOUNDATIONS

Perimeter foundations are used in buildings that are heated in areas where the ground freezes. This helps prevent the frost freezing the ground under the slab.

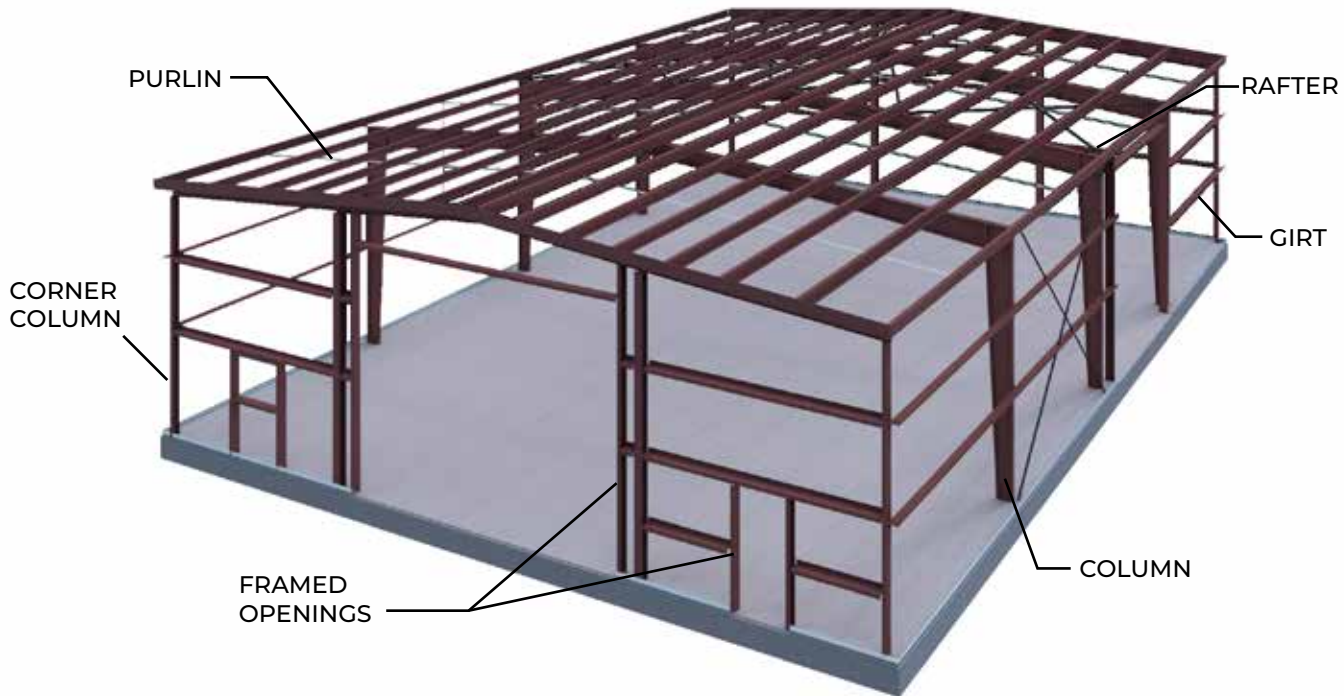


MONOLITHIC FOUNDATIONS

Monolithic foundations are typically used in non-heated structures. They are commonly used in self storage buildings, shops and other buildings with light gauge framing. They can also be used in conjunction with piers for additional column support.



FRAMING OPTIONS



1:12 Roof Pitch



2:12 Roof Pitch



3:12 Roof Pitch



4:12 Roof Pitch



Single Slope



Lean-To



BRACING OPTIONS

X BRACING (CABLE OR ROD)



PORTAL FRAME



FLANGE BRACING



FRAMED OPENINGS

We provide structural framed openings for doors and windows. Our framed openings provide support for doors and windows and secure them to the building. This eliminates the need for wood framing and prevents the doors and windows from shaking when they open and close.




SHEETING

HIGH RIB PBR PANEL

High Rib PBR Panels are commonly used in a wide variety of buildings and applications. The purlin bearing rib come standard in 36" width coverage with 12" on center spacing.




WALL SHEETING




ARCHITECTURAL PANEL

Architectural Panels offer an aesthetically pleasing look by reversing the panels to conceal the hardware. They are ideal and often used in buildings when the building owner is adhering to local city zoning requirements or looking for a different aesthetic.

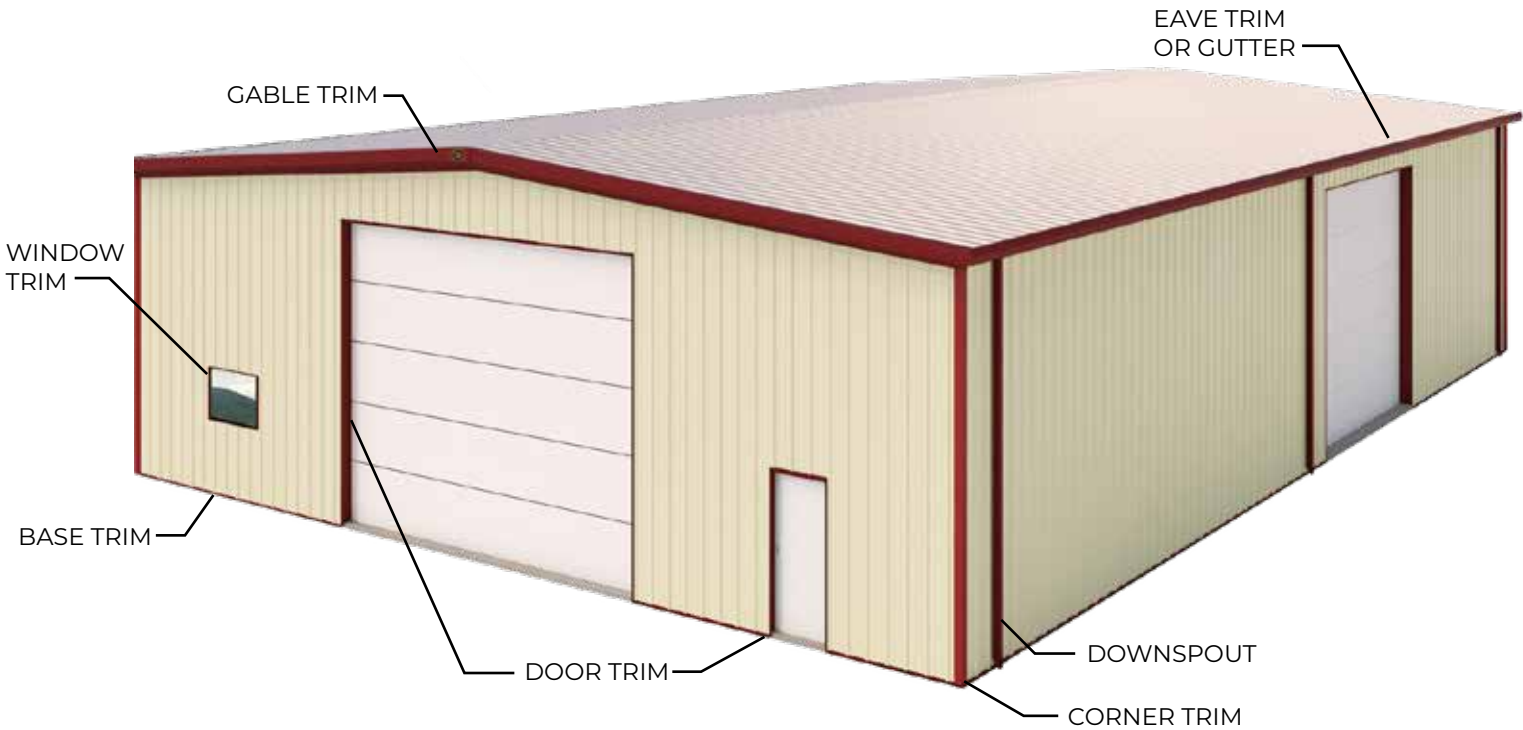
The panels come standard in 26 gauge. 24 gauge is available in white and galvalume.



ROOF SHEETING



TRIMS




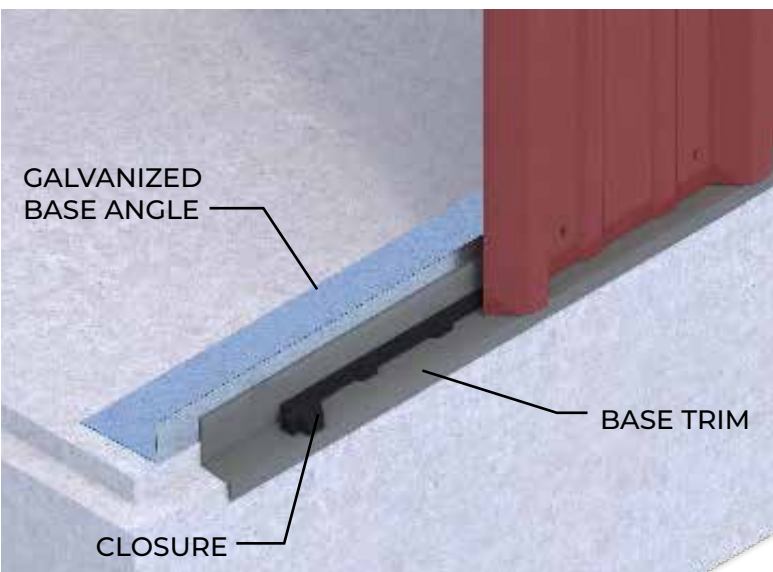
EAVE TRIM



FULL WRAP DOOR TRIM



BASETRIM



Base trim comes standard on all our buildings. Galvanized base angle helps prevent rust on the concrete. Galvanized base channel gives interior line panel an attachment method.



FASTENERS

Our high quality, high strength, "Long Life" fasteners are red rust corrosion warranted and color matched to your building. They have a special cupped head that prevents over drilling and protects the washer from harmful UV rays.




METAL WAINSCOT OPTIONS

Wainscot can be added to the exterior of any building to add color or contrast. Transition trim can be added to soften the transition between the two colors and dress up the look. There is a girt placed at the height of the wainscot. Wainscot is typically at 4', but can be customized to any height. Custom brick or stone finishes can be added to the wainscot for curb appeal.



CLOSURES

Our closed cell closures are upgraded quality, Adhesive is pre-applied to ensure proper positioning of the closure and give a better fit. The strips interlock at the eave and base underneath the metal panels preventing water, dust, air and pests out.



- SEMI-RIGID FOR EASIER HANDLING AND INSTALLATION
- DOVETAIL JOINTS ELIMINATE GAPS AND PREVENTING STRETCHING
- MOISTURE-PROOF CLOSED CELL CONSTRUCTION

STEEL WALK DOORS

Our steel walk doors come standard as heavy 20 gauge , insulated and foam filled with a Polyurethane core. Included with our doors are a lever lock and a sub frame with full trim and closure strips. The standard walk door is polystyrene and has an R-value of 6.14. An up-graded polyurethane core has an R-value of 11.



OVERHEAD DOORS

Overhead doors are available in various heights and widths to accommodate any size framed opening, and can be ordered with insulated or non-insulated options. Glass lites, track options, and weather stripping are available to customize your door.

① JACK SHAFT
OPENER (WALL MOUNT)

② TROLLEY OPENER



COLOR**OPTIONS**

We have a wide variety of options that truly make your building beautiful and one-of-a-kind. Our color options run across not only the exterior of your building but are also incorporated into our trim packages and even down to the actual exterior screws.

WE OFFER UP TO A 40 YEAR WARRANTY ON MOST COLORS!



CUSTOMIZATION OPTIONS

Accessories can add a finishing touch to any prefabricated steel building. We supply the most common steel building accessories from the doors, vents, metal buildings, and everything in between.



WARRANTY

All Products Are Backed by Written Limited Warranties

Metal Building Outlet provides some of the highest warranties available.



FITNESS WARRANTY



COLOR WARRANTY



PRODUCT WARRANTY





METALBUILDING

OUTLET CORP.



INFO@METALBUILDINGOUTLET.COM



(800) 292-0111



www.metalbuildingoutlet.com

